






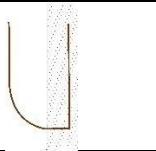
<p>Double Ogee</p>		<p>Arbuthnot Road, 2-34 evens, 1-45 odds Bousfield Road, all Drakefell Road, 89-105 odds, 136-170 evens Erlanger Road, 19-15 odds Gellatly Road, all Jerningham Road, all <sup>1</sup> Kitto Road, 1-77 odds, 2-32 evens Musgrove 1-7 odds, 29-75 odds, 6-12 evens<sup>2</sup>, 14-50 evens New Cross Road, Fairlawns Mansions Pendrill Road, all Pepys Road, 85-161 odds Sandbourne Road, 9-11 odds Vesta Road, 15-21 odds, 61 Waller Road 1-59, 69-215 odds, 6-72, 76-144 &amp; 152-180 evens</p> <p>NB There are slight variations on this style as regards the cut-in and the curve at the bottom. Dimensions are available on request</p>
<p>Single Curve</p>		<p>Arbuthnot Road 57-89 odds Drakefell Road, 1-61 odds, 42-134 evens, 172-196 evens Erlanger Road, 37-105 odds, 18-162 evens, 170-184 evens Musgrove 9-27 odds Ommaney Road, 13-63 odds, 18-36, 40-76 evens Pepys Road, 39-83 odds, 34-100 evens, 104-138 evens, 137-161 odds Queens Road, 268-294, Evens Reservoir Road, 2-38 evens Vesta Road, 11-13 odds, 23-59 odds, 10-56 evens<sup>3</sup></p> <p>Dimensions are available on request</p>
<p>Others (1)</p>		<p>Dennetts Road, 76-90 evens<sup>4</sup> Pepys Road 1-37 odds, 2-32 evens, 102</p>
<p>Others (2)</p>		<p>New Cross Road, 186-196 evens</p>

<sup>1</sup> Excluding the houses at 161 on the old Reservoir site which have the simple curve.

<sup>2</sup> 6-12 (evens) are difficult to determine and may have been of the single curve type; the remainder of the road is double ogee and either might be permissible.

<sup>3</sup> 10-30 (evens) are difficult to determine what are original and the originals might be Other.3 if not single curve.

<sup>4</sup> All other properties in Denett's Road (108-124 evens) difficult to determine; 82 (The Telegraph public house appears to have been Single Curve; 69 (The Rising Sun) is of an individual design both as to fenestration and horns of which originals exist on the side.

Others (3)		Queens Road, 296-312 evens Reservoir Road 1-19 odds and 25-35 odds Sandbourne Road, 1-7 odds Vesta Road 10-30 evens <sup>5</sup>
Simple curve		Basement (unless full width) and minor windows such as WC windows in side elevations adjacent to the street; very small basement windows were non-opening.
Undetermined	Certain terraces are either individual or cannot be determined after multiple changes	Dennett's Road 108-124 evens Drakefell Road, 107-131 odds Lausanne Road, 61-97 odds Mona Road, all

Drawings and photographs are not to scale but illustrate the specific design and shape.

The above is for **front and side windows**; for rear windows it needs a case by case basis, so for instance Waller and Jerningham are of the simple curve design, but Pepys and Erlanger follow the same design as the front horns. Generally side windows where visible from the public realm followed the design of the front windows.

---

<sup>5</sup> See footnote 3 above